


Schütte MOSAIK GRAU| Duroplast, Soft Close

WC sedátko standartních rozměrů. Motiv mozaik ED82118



EAN: 9002560799272

32,04 €

26,70 € bez DPH

Key features of the SCHÜTTE MOSAIK GRAU toilet seat

- Toilet seat for all standard-sized WC bowls.
- The double soft-close mechanism ensures that the toilet seat closes slowly and quietly
- Thanks to the Duroplast material, which is extremely resistant to breakage and scratching, the toilet seat is particularly durable.
- Thanks to the smooth surface with pores, the toilet seat is particularly easy to maintain and clean.
- It includes complete assembly materials for quick and easy installation of the toilet seat.

Duroplast

The toilet seat is made of Duroplast composite material. Exceptional strength and durability are ensured thanks to the combination of thermosetting plastic and fibers.

SOFT-CLOSE

The toilet seat is equipped with a SOFT-CLOSE system. When lowered, the seat smoothly descends without any risk of damage or unwanted noise. Ideal not only for families with children.

Easy installation

The assembly is very simple, with the help of the attached instructions, anyone can do it in 5 minutes.

Parts of the packaging:

- Instructions


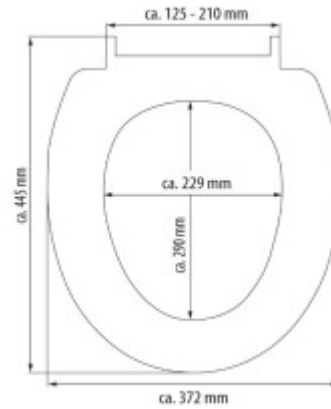
Parameters

Basic parameters

Material:	Duroplast
Closing:	Soft Close
Distance of mounting holes:	125 - 210 mm

Dimensions, weight and packaging

Included in the package:	mounting kit
Warranty:	2 years
The dimensions of the seat outer (W x D):	approximately 372 x 445 mm
Dimensions of the seat interior (w x d):	approx. 229 x 290 mm
Width of the packaging (cm):	38
Height of packaging (cm):	6
Depth of packaging (cm):	46
Weight including packaging (kg):	2.1
Product TARIC code:	39222000



BRUCHFESTER & KRATZFEST
Duro-plast

DUROPLAST
Duroplast PVC-Glase werden im Pressverfahren hergestellt. Das extreme Härte- und kratzempfindliche Material ist rissresistiver und langlebiger. Die glatte Oberfläche macht die Pflege leicht.

LANGSAM & LEISE
ANGEBLICKSAUTOMATIK
Das Besondere hier gibt die innovative Abenker-Konstruktion. Ein Befehl, dem Mann sich nicht mehr nahmen können erreichen - anstelle die Funktion auch bei fast allen WC-Modellen im Durchlauf ein bisschen langsamer und leiser zum Schließen wird von selbst und schließt sich auch über Toilettenpapier.